

PDA6909 Stainless Steel Pipe Mounting Kit

Instruction Manual



KEY FEATURES

- Mounts PD9000-ENC ConsoliDator+ Steel and Plastic Enclosures to 1.5" or 2" Pipe
- Suitable for Vertical Pipes
- All Necessary Hardware Provided
- Stainless Steel

OVERVIEW

The PDA6909 provides a convenient way to mount Precision Digital PD9000-ENC ConsoliDator+ enclosures to vertical 1.5" or 2" pipes. The mounting kit is made from stainless steel and includes all necessary hardware to mount the ConsoliDator+ enclosure to the pipe.

MOUNTING INSTRUCTIONS

1. Attach the two mounting plates to the enclosure with the provided hardware.
 - a. The mounting holes on the steel enclosures are found on the flanges at the top and bottom of the enclosure. The mounting holes for the plastic enclosure are located on each corner of the backside of the enclosure.
 - b. Refer to Figure 3 for the location of the holes on the plates for vertical pipe mounting.
2. Mount the two plates to the pipe with the provided U-bolts and hardware.

CONTENTS

- All hardware is stainless steel
- Two 13 gauge mounting plates
- Four (each) bolts, washers, lock washers & nuts to mount PD9000-ENC ConsoliDator+ Enclosure to plates
- Two U-bolts and four (each) washers, lock washers & nuts to mount plates to pipe




Figure 1. PDA6909 Pipe Mounting Kit Contents

MOUNTING (Rear View)




Figure 2. Rear View of PDA6909 Pipe Mounting Kit

MOUNTING HOLES LOCATION

Hole ID	Mount Orientation	Enclosure Model
1	Vertical Pipe	PDA1939, PDA2929, and PDA3939
2	Vertical Pipe	PDA1909, PDA2909, and PDA2919
3	Vertical Pipe	Slots for U-Bolt (All Models)

Units: Inches (mm)

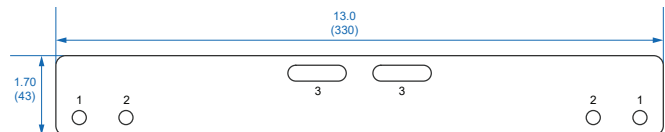


Figure 3. Hole Location Table & Dimension Drawing

DRAWINGS

Mounting for Plastic Enclosures

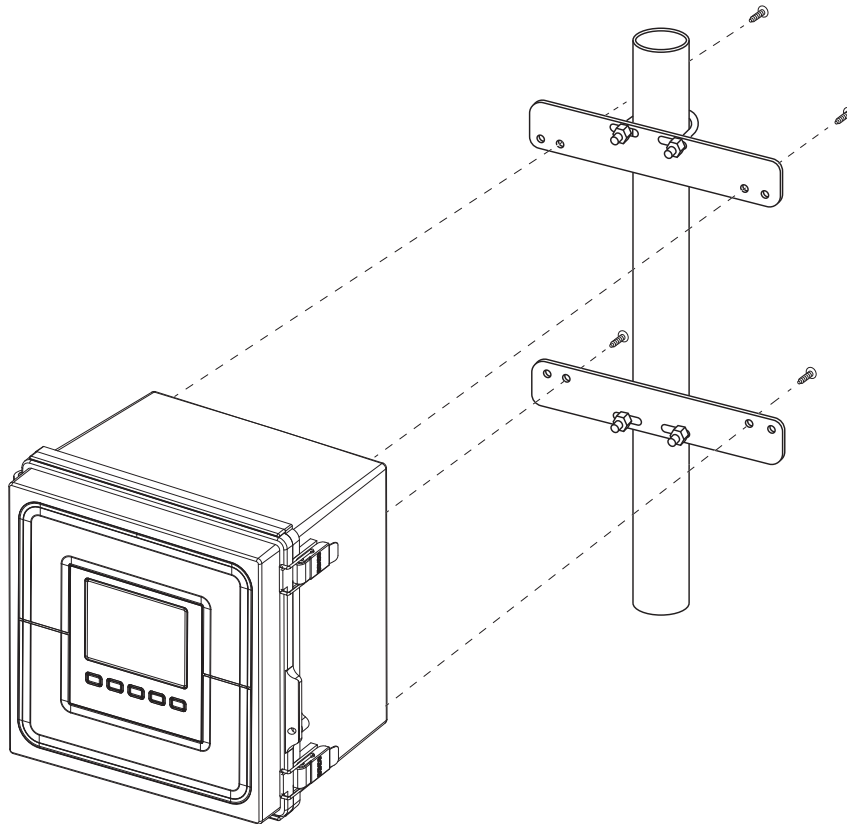


Figure 4. PDA1909 enclosure mounted to 2" pipe with PDA6909 pipe mounting kit

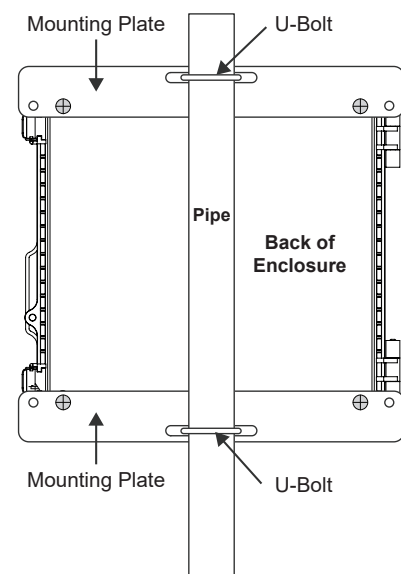


Figure 5. Back view of the PDA1909 enclosure mounted to 2" pipe with PDA6909 pipe mounting kit

Note: Other plastic enclosures use the outer holes on the pipe mounting kit.

Mounting for Steel Enclosures

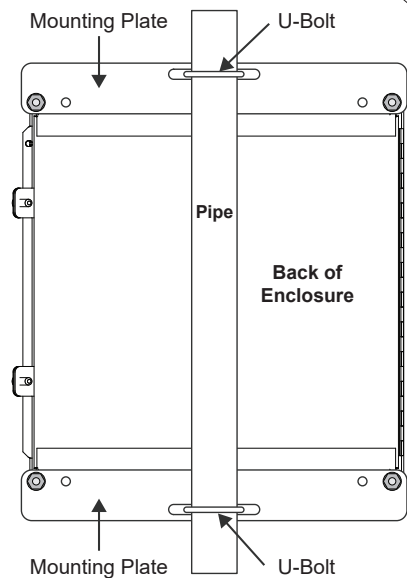


Figure 6. Back view of the PDA2929 enclosure mounted to 2" pipe with PDA6909 pipe mounting kit

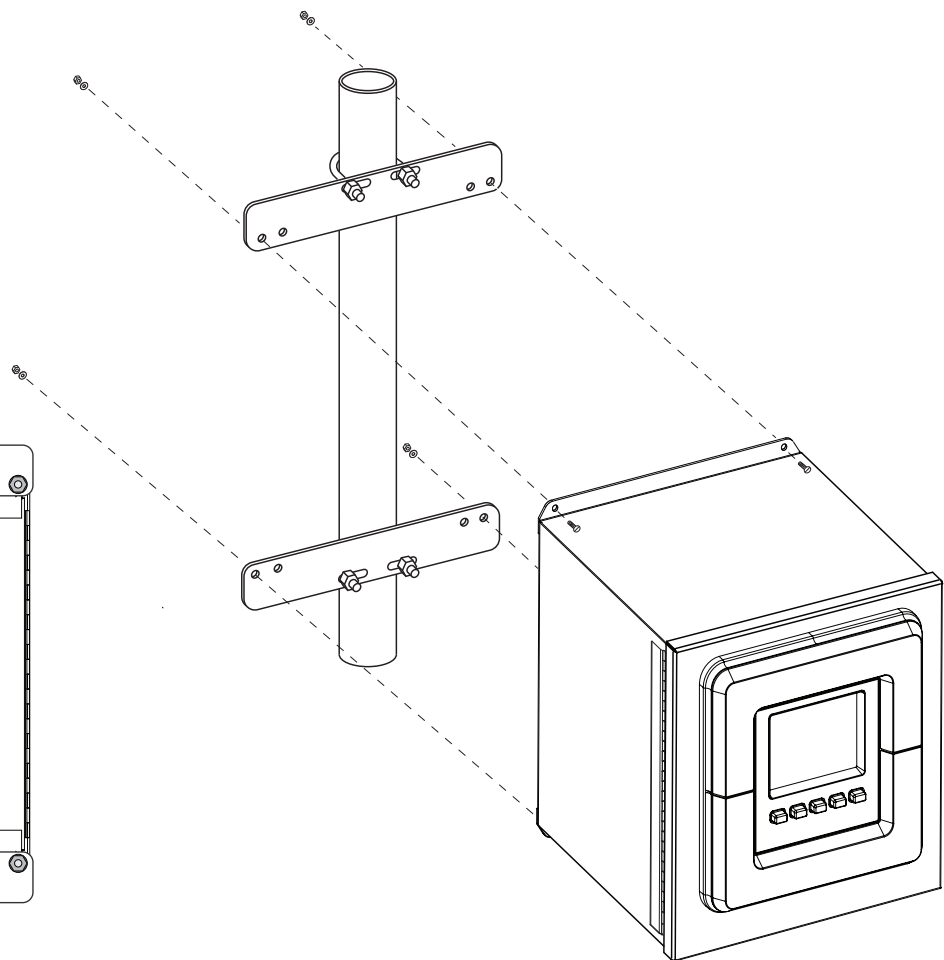


Figure 7. PDA2929 enclosure mounted to 2" pipe with PDA6909 pipe mounting kit

Note: Other steel enclosures use the inner holes on the pipe mounting kit.

ORDERING INFORMATION

Model	Description	Plate Dimensions Inch (mm)	Weight lb (kg)
PDA6909-SS	Stainless Steel Pipe Mount Kit for PD9000-ENC ConsoliDator+ Enclosures	13.0 x 1.70 x 0.90 (330 x 43 x 23)	1.50 (0.68)

The PDA6909 may be used to mount the following PD9000-ENC enclosures to 1.5" or 2" pipes:

- PDA1909
- PDA1939
- PDA3939
- PDA2909
- PDA2919
- PDA2929

Disclaimer

The information contained in this document is subject to change without notice. Precision Digital Corporation makes no representations or warranties with respect to the contents hereof, and specifically disclaims any implied warranties of merchantability or fitness for a particular purpose. See Warranty Information and Terms & Conditions on www.predig.com for complete details.

©2023 Precision Digital Corporation. All rights reserved.



WARNING

Cancer and Reproductive Harm - www.P65Warnings.ca.gov